

# PRODUCT DATASHEET

## Linear LED Shelf 600mm

LINEAR SHELF | Illuminated shelf for various application areas



---

### Areas of application

- Kitchens, workspaces
- Bathrooms (IP44)
- Living areas
- For indoor use only

---

### Product benefits

- Clean design, allows for an easy combination with various room styles
- Easy and quick installation
- Ideal combination of functionality and design

---

### Product features

- Color temperature: 3,000 K



TECHNICAL DATA

Electrical data

Nominal wattage	12.00 W
Nominal voltage	220...240 V
Mains frequency	50...60 Hz
Nominal current	58.000 mA
Inrush current	2 A
Max. number of luminaires per miniature circuit breaker B16	33
Max. number of luminaires per miniature circuit breaker C10	33
Max. number of luminaires per miniature circuit breaker C16	53
Power factor $\lambda$	> 0.5
Total harmonic distortion	< 70 %
Protection class	II
Operating mode	Mains voltage

Photometrical data

Luminous flux	1100 lm
Total luminous flux of contained light sources	1400 lm
Luminous efficacy	91 lm/W
Color temperature	3000 K
Light color (designation)	Warm White
Color rendering index Ra	≥80
Standard deviation of color matching	≤6 sdcn
Photobiological safety group acc. to EN62778	RG1
Photobiological safety group acc. to EN62471	RG1
Beam angle	110 °

Dimensions & Weight

Length	600.00 mm
Width	130.00 mm
Height	30.00 mm
Product weight	1060.00 g

LINEAR SHELF 600 13W 840 WT

## Materials & Colors

Product color	White
Housing color	White
Body material	Aluminum Plastic
Mercury content	0.0 mg

## Application & Mounting

Ambient temperature range	-20...+40 °C
Temperature range at storage	-20...+80 °C
Type of connection	Plug type C (EU)
Type of protection	IP44
Dimmable	No
Mounting type	Surface
Mounting location	Wall
Application environment	Indoor
With light source	Yes

## Lifespan

Lifespan L70/B50 at 25 °C	30000 h <sup>1)</sup>
Number of switching cycles	100000

<sup>1)</sup> t[h]: L70 / B50 @ 25 °C (Ta), t[h]: L80 / B10 @ 25 °C (Ta), t[h]: L90 / B10 @ 25 °C (Ta)

## Certificates & Standards

Standards	CE / EAC / UKCA
Luminaire with limited surface temperature, "D sign"	No
Replaceable light source (EPREL)	Not replaceable




## EQUIPMENT / ACCESSORIES

- Complete mounting and connecting accessories included

## Safety advice

- All electrical connections must be made by a qualified person.
- Caution, risk of electric shock.

## DOWNLOAD DATA

Documents and certificates		Document name
	User instruction / safety instructions	LINEAR_SHELF
	Declarations of conformity	EC_LINEARLED MAGNET_LINEAR SHELF
	Declarations of conformity UKCA	Fixed LUM

## LOGISTICAL DATA

Product code	Packaging unit (Pieces/Unit)	Dimensions (length x width x height)	Gross weight	Volume
4058075575752	Folding box 1	51 mm x 135 mm x 630 mm	1244.00 g	4.34 dm <sup>3</sup>
4058075575769	Shipping box 8	625 mm x 420 mm x 160 mm	10889.00 g	42.00 dm <sup>3</sup>

The mentioned product code describes the smallest quantity unit which can be ordered. One shipping unit can contain one or more single products. When placing an order, for the quantity please enter single or multiples of a shipping unit.

## DISCLAIMER

Subject to change without notice. Errors and omission excepted. Always make sure to use the most recent release.