

PRODUCT DATASHEET

SMART + Wifi Orbis Moon Black 380mm TW

Moon | Decorative ceiling luminaires with WiFi technology



Areas of application

- Indoor applications
- Kitchens, living rooms, children's rooms or home offices

Product benefits

- Easy and quick installation

Product features

- Controllable via voice control available: Google Assistant or Amazon Alexa
- Adjustable color temperature via Tunable White: 3,000...6,500 K
- Dimmable
- Network protocol: WiFi
- Controllable via SMART+ App (with minimum Android 8.0 or iOS 14.0)



TECHNICAL DATA

Electrical data

Nominal wattage	26.00 W
Nominal voltage	220...240 V
Mains frequency	50...60 Hz
Nominal current	128.000 mA
Power factor λ	> 0.90
Total harmonic distortion	< 20 %
Protection class	I
Operating mode	Mains voltage

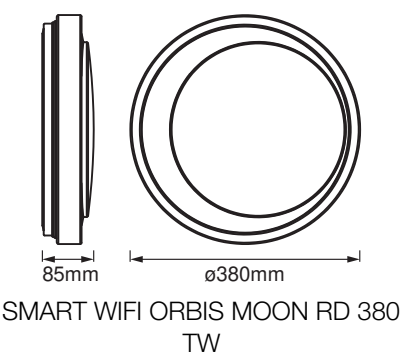
Photometrical data

Luminous flux	1500 lm
Total luminous flux of contained light sources	2400 lm
Luminous efficacy	93 lm/W
Color temperature	3000...6500 K
Reference control setting of contained light source (Kelvin)	3000 K ¹⁾
Light color (designation)	Tunable White
Color rendering index Ra	> 80
Standard deviation of color matching	< 6 sdcm
Photobiological safety group acc. to EN62778	RG1
Photobiological safety group acc. to EN62471	RG1
Beam angle	154.00 °

¹⁾ Performing a reset will restore the default values set by the manufacturer

Dimensions & Weight

Diameter	380.00 mm
Height	85.00 mm
Product weight	801.00 g



Materials & Colors

Product color	Black
Housing color	Black
Body material	Polymethylmethacrylate (PMMA)
Cover material	Polymethylmethacrylate (PMMA)
Glow Wire Test according to IEC 60695-2-12	650 °C
Mercury content	0.0 mg

Application & Mounting

Ambient temperature range	-20...+40 °C
Type of connection	Screw terminal
Type of protection	IP20
Dimmable	Yes
Type of dimming	WiFi
Mounting type	Surface
Mounting location	Ceiling
Application environment	Indoor
With light source	No

Lifespan

Lifespan L70/B50 at 25 °C	30000 h
Number of switching cycles	15000

Certificates & Standards

Standards	CE / EAC / UKCA
Luminaire with limited surface temperature, "D sign"	No

Replaceable light source (EPREL)	Not replaceable
----------------------------------	-----------------

Additional product data

Product remark	Reset settings to default by switching the product on for three seconds and off for three seconds and repeating this five times.
----------------	--




EQUIPMENT / ACCESSORIES

- Mounting bracket included
- Mounting screws and dowels included
- Control via app or voice control requires compatible Smart home system
- For control via SMART+ App, a smartphone or tablet is required (with minimum Android 8.0 or iOS 14.0)

Safety advice

- All electrical connections must be made by a qualified person.
- Caution, risk of electric shock.
- Product in protection class I. All electrically conductive, metallic housing parts that can absorb voltage during operation or during maintenance in the event of a fault must be continuously connected to the protective earthing conductor.

DOWNLOAD DATA

Documents and certificates		Document name
	User instruction / safety instructions	SMART ORBIS MOON
	Legal information	Legal insert SUNATHOME WORKSPACE
	Declarations of conformity	SMART WIFI ORBIS MOON RD 380 TW BK LEDV

LOGISTICAL DATA

Product code	Packaging unit (Pieces/Unit)	Dimensions (length x width x height)	Gross weight	Volume
4058075486362	Folding box 1	452 mm x 102 mm x 454 mm	1131.00 g	20.93 dm ³
4058075516526	Shipping box 3	474 mm x 325 mm x 477 mm	4543.00 g	73.48 dm ³

The mentioned product code describes the smallest quantity unit which can be ordered. One shipping unit can contain one or more single products. When placing an order, for the quantity please enter single or multiples of a shipping unit.

References / Links

– Further information and frequently asked questions (FAQs) at www.ledvance.com/consumer/smart/faq

DISCLAIMER

Subject to change without notice. Errors and omission excepted. Always make sure to use the most recent release.