

PRODUCT DATASHEET

LED TUBE T8 EXTERNAL P 1200 mm 15W 865

LED TUBE T8 EXTERNAL P | LED TUBE T8 EXTERNAL for LED DRIVER EXTERNAL



Areas of application

- Industrial lighting (e.g. manufacturing plants, logistic centers, warehouses)
- Linear lighting for office, education, storage areas and retail
- Shops, supermarkets

Product benefits

- Simple upgrade to dimmable LED system
- Hassle free application, no ballast compatibility check necessary
- Suitable for emergency lighting (self-contained battery pack)
- Shatter protection thanks to special PET coating
- No bending thanks to glass tube
- 5 years guarantee

Product features

- Designed to power only with LED DRIVER LED TUBE EXTERNAL DALI
- Lamp tube made of glass with splinter protection
- Quality dimming of 1...100 %
- High resistance to switching loads
- Suitable for ambient temperatures from -20...+50 °C



TECHNICAL DATA

Electrical data

Nominal wattage	15 W
Construction wattage	15.00 W
Nominal voltage	42 V
Operating mode	EXT ¹⁾
Nominal current	350 mA
Type of current	DC
Operating frequency	0 Hz
Mains frequency	0 Hz
Total harmonic distortion	< 20 %
Power factor λ	0.90

1) Designed to power with LEDVANCE LED DRIVER LED TUBE EXTERNAL DALI P

Photometrical data

Luminous flux	2400 lm
Luminous efficacy	160 lm/W
Lumen main.fact.at end of nom.life time	0.70
Light color (designation)	Cool Daylight
Color temperature	6500 K
Color rendering index Ra	80
Light color	865
Standard deviation of color matching	≤5 sdc _m
Rated LLMF at 6,000 h	0.80
Flickering metric (Pst LM)	<1
Stroboscope effect metric (SVM)	<0,4



EPREL data spectral diagram PROF
LEDr 6500K

Light technical data

Beam angle	190 °
Warm-up time (60 %)	< 2.00 s
Starting time	< 1.0 s

Dimensions & Weight



Overall length	1213.00 mm
Length with base excl. base pins/connection	1200.00 mm
Diameter	27.00 mm
Tube diameter	26 mm
Maximum diameter	27 mm
Product weight	190.00 g

Temperatures & operating conditions

Ambient temperature range	-20...+50 °C ¹⁾
Maximum temperature at tc test point	60 °C

1) Temperature surrounding the lamp - for enclosed luminaires: temperature inside of the luminaire

Lifespan

Lifespan L70/B50 at 25 °C	50000 h
Number of switching cycles	200000
Lumen maintenance at end of service lifetime	0.70
Rated lamp survival factor at 6,000 h	≥ 0.90

Additional product data

Base (standard designation)	G13
Mercury content	0.0 mg
Mercury-free	Yes
Product remark	Single sided LED TUBE (one-sided DC input) complying with safety requirement acc. IEC 62776:2014. Safety protection against electrical shock in misuse (ECG/CCG/Mains operation).

Capabilities

Dimmable	Yes
----------	-----

Certificates & Standards

Energy efficiency class	D ¹⁾
Energy consumption	15.00 kWh/1000h
Type of protection	IP20
Standards	CE / UKCA
Photobiological safety group acc. to EN62778	RG0

¹⁾ Energy efficiency class (EEC) on a scale of A (highest efficiency) to G (lowest efficiency)

Country-specific categorizations

Order reference	LEDTUBE T8 EXT
-----------------	----------------

LOGISTICAL DATA

Temperature range at storage	-20...+80 °C
------------------------------	--------------

Energy labelling regulation data acc EU 2019/2015





Lighting technology used	LED
Non-directional or directional	NDLS
Mains or non-mains	NMLS
Light source cap-type (or other electric interface)	G13
Connected light source (CLS)	No
Color-tuneable light source	No
Envelope	No
High luminance light source	No
Anti-glare shield	No
Correlated colour temperature type	SINGLE_VALUE
Standby power	0 W
Claim of equivalent power	No
Length	1213.00 mm
Height	27.00 mm
Width	27.00 mm
Chromaticity coordinate x	0,312
Chromaticity coordinate y	0,328
R9 Colour rendering index	0.00






Beam angle correspondence	SPHERE_360
Survival factor	0,90
Displacement factor	0,90
LED light source replaces a fluorescent light source	No
EPREL ID	1161824
Model number	AC39953,AC39953

Safety advice

- Operation in outdoor applications in suitable damp-proof luminaires possible according to data sheet and installation instruction.
- The operating temperature range of LED tube is restricted. In case of doubt regarding suitability of the application please measure Tc temperature on the product prior to installation.
- Disconnect mains before installation.
- All electrical connections must be made by a qualified person.

DOWNLOAD DATA

Documents and certificates		Document name
	User instruction / safety instructions	LEDTUBE EXT T5/T8
	Legal information	Informationstext 18 Abs 4 ElektroG
	Declarations of conformity	LEDTUBE T5 and T8
	Declarations of conformity UKCA	LEDTUBE T5 and T8 EXT

Photometric and lighting design files		Document name
	IES file (IES)	LEDTUBE T8 EXT P 1200 15W
	LDT file (Eulumdat)	LEDTUBE T8 EXT P 1200 15W
	UGR file (UGR table)	LEDTUBE T8 EXT P 1200 15W
	Light distribution curve type polar	LEDTUBE T8 EXT P 1200 15W
	Spectral power distribution	EPREL data spectral diagram PROF LEDr 6500K

LOGISTICAL DATA

Product code	Packaging unit (Pieces/Unit)	Dimensions (length x width x height)	Gross weight	Volume
4058075730618	Sleeve 1	1,220 mm x 28 mm x 28 mm	210.00 g	0.96 dm ³
4058075730625	Shipping box 25	1,350 mm x 215 mm x 230 mm	7160.00 g	66.76 dm ³

The mentioned product code describes the smallest quantity unit which can be ordered. One shipping unit can contain one or more single products. When placing an order, for the quantity please enter single or multiples of a shipping unit.

References / Links

– For current information see www.ledvance.com/ledtube

DISCLAIMER

Subject to change without notice. Errors and omission excepted. Always make sure to use the most recent release.