

# PRODUCT DATASHEET

## SMART+ WiFi Filament Globe 60 Tunable White E27

Smart+ WiFi Filament Globe Tunable White 2200K | SMART+ Classic filament lamps with WiFi technology



### Areas of application

- General illumination
- Residential interiors
- Professional (hotels, bars, boutiques etc.)
- Outdoor applications only in suitable luminaires

### Product benefits

- Wireless control via app
- Easy to install and use
- Contains no mercury
- Lower energy consumption than incandescent or halogen lamps

### Product features

- Controllable via LEDVANCE SMART+ App (with minimum Android 8.0 or iOS 14.0)
- Controllable via Google Assistant and Amazon Alexa possible
- Network protocol: WiFi
- Adjustable light color via Tunable White: Warm Comfort White to Cool White (2,200 K ... 5,000 K)
- Dimmable
- Lifetime up to 15,000 h



TECHNICAL DATA

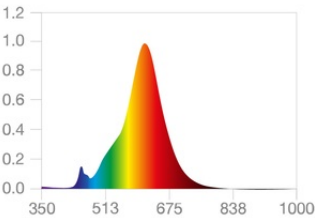
Electrical data

Nominal wattage	8 W
Construction wattage	8.00 W
Nominal voltage	220...240 V
Nominal current	55 mA
Mains frequency	50/60 Hz
Claimed equiv. conventional lamp power	60 W
Operating mode	AC Mains

Photometrical data

Light color (designation)	Tunable White
Lumen main.fact.at end of nom.life time	0.93
Standard deviation of color matching	≤6 sdcn
Nominal luminous flux	600 lm
Luminous flux	600 lm <sup>1)</sup>
Luminous efficacy	75 lm/W
Adjustable color temperature	2200...5000 K
Color temperature	2200...5000 K
Color rendering index Ra	80
Flickering metric (Pst LM)	<1.0
Stroboscope effect metric (SVM)	<0.4

1) 5000K: 650 lm, 2200K: 600 lm



EPREL Data Spectral Diagram LEDr  
AC42293 2200K TW

Light technical data

Beam angle	320 °
Starting time	0,5 s

Dimensions & Weight



Product weight	63.00 g
Diameter	95.00 mm
Maximum diameter	95 mm
Length	138.00 mm
Width	95.00 mm
Height	95.00 mm
Outer bulb [PICOS]	G95

Lifespan

Number of switching cycles	100000
Lifespan	15000 h

Colors & materials

Product color	Gold
Housing color	Clear

Temperatures & operating conditions

Ambient temperature range	-20...+40 °C
---------------------------	--------------

Additional product data

Product remark	All technical parameters apply to the entire lamp / Due to the complex production process for light-emitting diodes, the typical values shown for the technical LED parameters are purely statistical values that do not necessarily match the actual technical parameters of each individual product, which can vary from the typical value
Base (standard designation)	E27

Capabilities

Dimmable	Yes <sup>1)</sup>
Compatible smart home technology	Amazon Alexa / Google Assistant

<sup>1)</sup> Via App

### Certificates & Standards

Energy efficiency class	G <sup>1)</sup>
Energy consumption	8.00 kWh/1000h
Standards	CE
Type of protection	IP20

<sup>1)</sup> Energy efficiency class (EEC) on a scale of A (highest efficiency) to G (lowest efficiency)

### Energy labelling regulation data acc EU 2019/2015

Lighting technology used	LED
Non-directional or directional	NDLS
Mains or non-mains	MLS
Light source cap-type (or other electric interface)	E27
Connected light source (CLS)	Yes
Color-tuneable light source	No
Envelope	No
High luminance light source	No
Anti-glare shield	No
Correlated colour temperature type	RANGE
Standby power	≤ 0.5 W
Networked standby power for CLS	≤ 0.5 W
Claim of equivalent power	Yes
Chromaticity coordinate x	0.502
Chromaticity coordinate y	0.415
R9 Colour rendering index	0.00
Beam angle correspondence	SPHERE_360
Survival factor	0.9
Displacement factor	0,5
LED light source replaces a fluorescent light source	No
EPREL ID	1254728
Model number	AC42293



## EQUIPMENT / ACCESSORIES


- For control via LEDVANCE SMART+ App, a smartphone or tablet is required (with minimum Android 8.0 or iOS 14.0)

## Safety advice

- Do not touch the lamp if broken.
- Must not be used if outer bulb is defective.

## DOWNLOAD DATA

Documents and certificates		Document name
	Extended installation guide	SH Insert WIFI StartUpG Lamps RGBTW LDV
	Declarations of conformity	SMART WIFI A40 / G80 / G95 / G125 / E60 / E50

Photometric and lighting design files		Document name
	Spectral power distribution	EPREL Data Spectral Diagram LEDr AC42293 2200K TW

## LOGISTICAL DATA

Product code	Packaging unit (Pieces/Unit)	Dimensions (length x width x height)	Gross weight	Volume
4058075793972	Folding box 1	111 mm x 114 mm x 169 mm	138.00 g	2.14 dm <sup>3</sup>
4058075793989	Shipping box 4	243 mm x 238 mm x 185 mm	713.00 g	10.70 dm <sup>3</sup>

The mentioned product code describes the smallest quantity unit which can be ordered. One shipping unit can contain one or more single products. When placing an order, for the quantity please enter single or multiples of a shipping unit.

## References / Links

- Further information and frequently asked questions (FAQs) at [www.ledvance.com/consumer/smart/faq](http://www.ledvance.com/consumer/smart/faq)

## DISCLAIMER

Subject to change without notice. Errors and omission excepted. Always make sure to use the most recent release.