

PRODUCT DATASHEET

LED TUBE T8 UNIVERSAL V 1500 mm 24W 830

LED TUBE T8 UNIVERSAL V | LED tubes for electronic control gear (ECG), electromagnetic control gear (CCG) and AC mains



Areas of application

- General illumination within ambient temperatures from -20...+45 °C
- Corridors, stairways, parking garages
- Industry
- Warehouses
- Cooling and storage rooms
- Domestic applications
- Supermarkets and department stores

Product benefits

- No bending thanks to glass technology
- Quick, simple and safe replacement without rewiring
- Energy savings of up to 58 % (compared to T8 fluorescent lamp)
- Very high resistance to switching loads
- Also suitable for operation at low temperatures

Product features

- LED replacement for classic T8 fluorescent lamps with G13 socket for use in CCG, ECG luminaires or on AC mains
- Compatible with conventional and many common electronic control gears (see also compatibility list) and line voltage
- Low flicker according to EU 2019-2020 ($SVM \leq 0.4$ / $PstLM \leq 1$)
- Tube made of glass
- Uniform illumination



- Mercury-free and RoHS compliant
- Type of protection: IP20
- Lifetime up to 30,000 h

TECHNICAL DATA

Electrical data

Nominal wattage	24 W
Construction wattage	24.00 W
Nominal voltage	220...240 V
Operating mode	ECG, CCG, AC Mains ¹⁾
Nominal current	110 mA
Type of current	AC
Inrush current	7 A
Operating frequency	50/60 Hz
Mains frequency	50/60 Hz
Max. lamp number on MCB B10 A	70
Max. lamp number on MCB B10 A - CCG without compensation	70
Max. lamp number on MCB B10 A - CCG with compensation	28
Max. lamp number on MCB B16 A	110
Max. lamp number on MCB B16 A - CCG without compensation	110
Max. lamp number on MCB B16 A - CCG with compensation	47
Total harmonic distortion	< 30 %
Power factor λ	0.90

¹⁾ Check ECG compatibility at [ledvance.com/compatibility](https://www.ledvance.com/compatibility)

Photometrical data

Luminous flux	2550 lm
Luminous efficacy	106 lm/W
Lumen main.fact.at end of nom.life time	0.70
Light color (designation)	Warm White
Color temperature	3000 K
Color rendering index Ra	80
Light color	830
Standard deviation of color matching	≤5 sdcn
Rated LLMF at 6,000 h	0.90
Flickering metric (Pst LM)	1.0
Stroboscope effect metric (SVM)	≤0.4



EPREL data spectral diagram PROF
LEDr 3000K

Light technical data

Beam angle	190 °
Warm-up time (60 %)	< 0.50 s
Starting time	< 0.5 s

Dimensions & Weight



Overall length	1513.00 mm
Length with base excl. base pins/connection	1500.00 mm
Diameter	27.80 mm
Tube diameter	25,5 mm
Maximum diameter	28 mm
Product weight	307.00 g

Temperatures & operating conditions

Ambient temperature range	-20...+45 °C ¹⁾
Maximum temperature at tc test point	75 °C
Performance temp. acc. to IEC 62717	55 °C ²⁾

1) Temperature surrounding the lamp - for enclosed luminaires: temperature inside of the luminaire
2) In operation with CCG/AC. Tp: 55°C in ECG operation. / Tp rated. Tp point coincides with Tc point - marked on device

Lifespan

Lifespan L70/B50 at 25 °C	30000 h
Lifespan L80/B50 at 25 °C	30000 h

Number of switching cycles	200000
Lumen maintenance at end of service lifetime	0.70
Rated lamp survival factor at 6,000 h	≥ 0.90

Additional product data

Base (standard designation)	G13
Mercury content	0.0 mg
Mercury-free	Yes
Product remark	The declared values in the data sheet refer to the operation of the LED tube on AC mains operation 230VAC 50Hz

Capabilities

Dimmable	No
----------	----

Certificates & Standards

Energy efficiency class	F 1)
Energy consumption	24.00 kWh/1000h
Type of protection	IP20
Standards	CE
Photobiological safety group acc. to EN62778	RG0

1) Energy efficiency class (EEC) on a scale of A (highest efficiency) to G (lowest efficiency)

Country-specific categorizations

Order reference	LEDTUBE T8 UN V
-----------------	-----------------

LOGISTICAL DATA

Temperature range at storage	-20...+80 °C
------------------------------	--------------

Energy labelling regulation data acc EU 2019/2015






Lighting technology used	LED
Non-directional or directional	NDLS
Mains or non-mains	MLS
Light source cap-type (or other electric interface)	G13
Connected light source (CLS)	No
Color-tuneable light source	No
Envelope	No
High luminance light source	No







Anti-glare shield	No
Correlated colour temperature type	SINGLE_VALUE
Claim of equivalent power	No
Length	1513.00 mm
Height	27.80 mm
Width	27.80 mm
Chromaticity coordinate x	0.4339
Chromaticity coordinate y	0.4033
R9 Colour rendering index	≥0
Beam angle correspondence	SPHERE_360
Survival factor	≥0.9
Displacement factor	0.9
LED light source replaces a fluorescent light source	No
EPREL ID	1317769
Model number	AC42598,AC42598

Safety advice

- Operation in outdoor applications in suitable damp-proof luminaires possible according to data sheet and installation instruction.
- The operating temperature range of LED tube is restricted. In case of doubt regarding suitability of the application please measure Tc temperature on the product prior to installation.
- For operation of LED TUBE T8 UN with a conventional control gear, the existing starter must be exchanged with the including LED starter in the LED tube packaging.
- All electrical connections must be made by a qualified person.
- Not suitable for emergency lighting.

DOWNLOAD DATA

	Documents and certificates	Document name
	User instruction / safety instructions	LEDTUBE T8 UNIVERSAL Ledvance
	Addon technical information	LED TUBE T8 UNIVERSAL T8 HF T5 HF Gen 11 ballast compatibility 2023
	Legal information	Informationstext 18 Abs 4 ElektroG
	Declarations of conformity	LED TUBES T8 HF/UN
	Declarations of conformity UKCA	LED TUBES T8 HF/UN UKCA

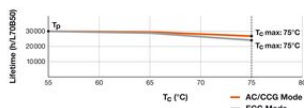
Photometric and lighting design files		Document name
	IES file (IES)	LEDTUBE T8 UN V 1500 24W 830 LEDV
	LDT file (Eulumdat)	LEDTUBE T8 UN V 1500 24W 830 LEDV
	UGR file (UGR table)	LEDTUBE T8 UN V 1500 24W 830 LEDV
	Light distribution curve type cone	LEDTUBE T8 UN V 1500 24W 830 LEDV
	Light distribution curve type polar	LEDTUBE T8 UN V 1500 24W 830 LEDV
	Spectral power distribution	EPREL data spectral diagram PROF LEDr 3000K

LOGISTICAL DATA

Product code	Packaging unit (Pieces/Unit)	Dimensions (length x width x height)	Gross weight	Volume
4099854026416	Sleeve 1	1,605 mm x 29 mm x 29 mm	341.00 g	1.35 dm ³
4099854026423	Shipping box 10	1,652 mm x 210 mm x 115 mm	4250.00 g	39.90 dm ³

The mentioned product code describes the smallest quantity unit which can be ordered. One shipping unit can contain one or more single products. When placing an order, for the quantity please enter single or multiples of a shipping unit.

ADDITIONAL CATALOG INFORMATION



References / Links

– For current information see www.ledvance.com/ledtube

Legal advice

– When used to replace a T8 fluorescent lamp the total energy efficiency and light distribution depends on the design of the lighting system.

DISCLAIMER

Subject to change without notice. Errors and omission excepted. Always make sure to use the most recent release.