

## PRODUCT DATASHEET

# LED Classic B 40 Energy efficiency class B 2.5W 827 Frosted E14

LED CLASSIC B ENERGY EFFICIENCY B | LED lamps, classic candle shape, ENERGY EFFICIENCY CLASS B



### Areas of application

- Perfect for decorative installations
- Domestic applications
- General illumination
- Outdoor use in outdoor luminaires only (minimum IP65)

### Product benefits

- Lamps with innovative LED "filament" technology
- Design, dimensions, luminous flux comparable to a halogen lamp
- Low energy consumption
- Instant 100 % light, no warm-up time

### Product features

- LED lamps for line voltage
- Beam angle: up to 300°
- Very long lifetime of up to 50,000 h
- Very high number of switching cycles 500,000
- Very high efficiency of up to 188 lm/W



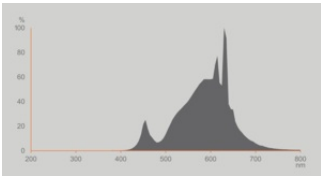
TECHNICAL DATA

Electrical data

|  |             |
|--|-------------|
| Nominal wattage                        | 2.5 W       |
| Construction wattage                   | 2.50 W      |
| Nominal voltage                        | 220...240 V |
| Operating mode                         | AC Mains    |
| Claimed equiv. conventional lamp power | 40 W        |
| Nominal current                        | 20 mA       |
| Type of current                        | AC          |
| Inrush current                         | 4 A         |
| Operating frequency                    | 50/60 Hz    |
| Mains frequency                        | 50/60 Hz    |
| Max. lamp number on MCB B10 A          | 2307        |
| Max. lamp number on MCB B16 A          | 3692        |
| Power factor $\lambda$                 | $\geq 0.40$ |

Photometrical data

|   |              |
|---|--------------|
| Luminous flux                           | 470 lm       |
| Luminous efficacy                       | 188 lm/W     |
| Lumen main.fact.at end of nom.life time | 0.96         |
| Light color (designation)               | Warm White   |
| Color temperature                       | 2700 K       |
| Color rendering index Ra                | 80           |
| Light color                             | 827          |
| Standard deviation of color matching    | $\leq 6$ sdc |
| Rated LLMF at 6,000 h                   | 0.80         |
| Flickering metric (Pst LM)              | $\leq 1.0$   |
| Stroboscope effect metric (SVM)         | $\leq 0.4$   |



EPREL Data Spectral Diagram LEDr\_2700K\_EELB

## Light technical data

|                     |          |
|---------------------|----------|
| Beam angle          | 300 °    |
| Warm-up time (60 %) | < 0.50 s |
| Starting time       | < 0.5 s  |

## Dimensions &amp; Weight

|                  |           |
|------------------|-----------|
| Overall length   | 100.00 mm |
| Diameter         | 35.00 mm  |
| Maximum diameter | 35 mm     |
| Product weight   | 16.00 g   |

## Temperatures &amp; operating conditions

|                                      |              |
|--------------------------------------|--------------|
| Ambient temperature range            | -20...+40 °C |
| Maximum temperature at tc test point | 60 °C        |

## Lifespan

|  |         |
|--|---------|
| Lifespan L70/B50 at 25 °C                    | 50000 h |
| Number of switching cycles                   | 500000  |
| Lumen maintenance at end of service lifetime | 0.96    |
| Rated lamp survival factor at 6,000 h        | ≥ 0.90  |

## Additional product data

|                             |  |
|-----------------------------|--|
| Base (standard designation) | E14  |
| Mercury content             | 0.0 mg   |
| Mercury-free                | Yes  |
| Design / version            | Frosted  |
| Product remark              | All technical parameters apply to the entire lamp / Due to the complex production process for light-emitting diodes, the typical values shown for the technical LED parameters are purely statistical values that do not necessarily match the actual technical parameters of each individual product, which can vary from the typical value |

## Capabilities

|          |    |
|----------|----|
| Dimmable | No |
|----------|----|

## Certificates &amp; Standards

|                         |                 |
|-------------------------|-----------------|
| Energy efficiency class | B <sup>1)</sup> |
|-------------------------|-----------------|

|  |                |
|--|----------------|
| Energy consumption                           | 3.00 kWh/1000h |
| Type of protection                           | IP20           |
| Standards                                    | CE / UKCA      |
| Photobiological safety group acc. to EN62778 | RG0            |

1) Energy efficiency class (EEC) on a scale of A (highest efficiency) to G (lowest efficiency)

### Country-specific categorizations

|                 |                 |
|-----------------|-----------------|
| Order reference | LSSPCLB40 2,5W/ |
|-----------------|-----------------|

### LOGISTICAL DATA


|                              |              |
|------------------------------|--------------|
| Temperature range at storage | -20...+80 °C |
|------------------------------|--------------|


### Energy labelling regulation data acc EU 2019/2015

|  |                |
|--|----------------|
| Lighting technology used                             | LED            |
| Non-directional or directional                       | NDLS           |
| Mains or non-mains                                   | MLS            |
| Light source cap-type (or other electric interface)  | E14            |
| Connected light source (CLS)                         | No             |
| Color-tuneable light source                          | No             |
| Envelope   | No             |
| High luminance light source                          | No             |
| Anti-glare shield                                    | No             |
| Correlated colour temperature type                   | SINGLE_VALUE   |
| Standby power  | not applicable |
| Networked standby power for CLS                      | not applicable |
| Claim of equivalent power                            | Yes            |
| Length   | 100.00 mm      |
| Height   | 35.00 mm       |
| Width  | 35.00 mm       |
| Chromaticity coordinate x                            | 0.463          |
| Chromaticity coordinate y                            | 0.420          |
| R9 Colour rendering index                            | >0             |
| Beam angle correspondence                            | SPHERE_360     |
| Survival factor                                      | 0.90           |
| Displacement factor                                  | ≥0.4           |
| LED light source replaces a fluorescent light source | No             |

|              |         |
|--------------|---------|
| EPREL ID     | 1371393 |
| Model number | AC45272 |

DOWNLOAD DATA

| Documents and certificates  |                            | Document name |
|---|----------------------------|---------------|
|  | Declarations of conformity | LED CLASSIC   |

| Photometric and lighting design files   |                             | Document name                                |
|---|-----------------------------|--|
|  | Spectral power distribution | EPREL Data Spectral Diagram LEDr _2700K_EELB |

LOGISTICAL DATA

| Product code  | Packaging unit (Pieces/Unit) | Dimensions (length x width x height) | Gross weight | Volume               |
|---------------|------------------------------|--------------------------------------|--------------|----------------------|
| 4099854066160 | Folding box<br>1             | 36 mm x 49 mm x 145 mm               | 28.00 g      | 0.26 dm <sup>3</sup> |
| 4099854066177 | Shipping box<br>6            | 129 mm x 111 mm x 120 mm             | 223.00 g     | 1.72 dm <sup>3</sup> |

The mentioned product code describes the smallest quantity unit which can be ordered. One shipping unit can contain one or more single products. When placing an order, for the quantity please enter single or multiples of a shipping unit.

DISCLAIMER

Subject to change without notice. Errors and omission excepted. Always make sure to use the most recent release.