


# PRODUCT DATASHEET

## LN INV INFILL 600 BK

LINEAR INDIVILED INFILL | Mechanical and electrical connector for light line installation between luminaires, in 600 mm, 1200 mm or 1500 mm



---

### Product benefits

- Easy and quick connection of luminaires for light line installations
- Very solid connector for long operation

---

### Product features

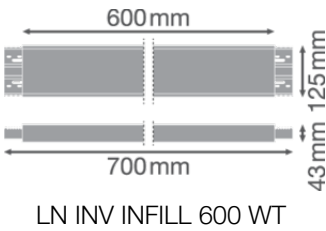
- Mechanical and electric connector (profile, 5 x 2.5 mm<sup>2</sup> internal wiring and terminal plug, male-female AC plug)
- Connector made of aluminum, white powder-coated
- Available in black and white color



TECHNICAL DATA

Dimensions & Weight

Length	700 mm
Width	125 mm
Height	43 mm
Product weight	1420.00 g



Materials & Colors

Product color	Black
Body material	Aluminum




Certificates & Standards


Standards	CE / UKCA
Luminaire with limited surface temperature, "D sign"	No

Safety advice

- All electrical connections must be made by a qualified person.

DOWNLOAD DATA

Documents and certificates		Document name
	User instruction / safety instructions	LN INV accessories
	Legal information	LN INV ACC
	Declarations of conformity	LN INV

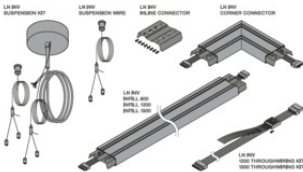
Documents and certificates		Document name
	Declarations of conformity UKCA	LN INV

LOGISTICAL DATA

Product code	Packaging unit (Pieces/Unit)	Dimensions (length x width x height)	Gross weight	Volume
4099854297045	Folding box 1	177 mm x 757 mm x 102 mm	1670.00 g	13.67 dm³
4099854297052	Shipping box 2	777 mm x 197 mm x 224 mm	4007.00 g	34.29 dm³

The mentioned product code describes the smallest quantity unit which can be ordered. One shipping unit can contain one or more single products. When placing an order, for the quantity please enter single or multiples of a shipping unit.

ADDITIONAL CATALOG INFORMATION



DISCLAIMER

Subject to change without notice. Errors and omission excepted. Always make sure to use the most recent release.