

PRODUCT DATASHEET

SMART WIFI B40 4,9W 230V TW FR E14

SINGLE PACK

SMART+ WiFi Candle Tunable White | Classic candle shape with WiFi technology



Areas of application

- General illumination
- Residential interiors
- Professional (hotels, bars, boutiques etc.)
- Outdoor use in suitable outdoor luminaires only

Product benefits

- Wireless control via app
- Easy to install and use
- Contains no mercury
- Lower energy consumption than incandescent or halogen lamps

Product features

- Controllable via LEDVANCE SMART+ App (with minimum Android 8.0 or iOS 14.0)
- Controllable via Google Assistant and Amazon Alexa possible
- Network protocol: WiFi



- Adjustable light color via Tunable White: Warm White to Cool White (2,700 K...6,500 K)
- Dimmable
- Lifetime: up to 20,000 h

TECHNICAL DATA

Electrical data

| | |
|--|-------------|
| Nominal wattage | 4.9 W |
| Construction wattage | 4.90 W |
| Nominal voltage | 220...240 V |
| Nominal current | 42 mA |
| Mains frequency | 50/60 Hz |
| Power factor λ | > 0.5 |
| Claimed equiv. conventional lamp power | 40 W |
| Operating mode | AC Mains |

Photometrical data

| | |
|---|---------------|
| Light color (designation) | Tunable White |
| Lumen main.fact.at end of nom.life time | 0.95 |
| Standard deviation of color matching | ≤6 sdcm |
| Nominal luminous flux | 470 lm |
| Luminous flux | 470 lm |
| Luminous efficacy | 95 lm/W |
| Adjustable color temperature | 2700...6500 K |
| Color temperature | 2700...6500 K |
| Color rendering index Ra | 80 |
| Flickering metric (Pst LM) | ≤1 |
| Stroboscope effect metric (SVM) | ≤0.4 |



Everlight 67-23ST KKE 2700K

Light technical data

| | |
|---------------|---------|
| Beam angle | 200 ° |
| Starting time | < 0.5 s |

| | |
|---------------------|----------|
| Warm-up time (60 %) | < 0.50 s |
|---------------------|----------|

Dimensions & Weight



| | |
|--------------------|-----------|
| Product weight | 28.00 g |
| Diameter | 39.00 mm |
| Maximum diameter | 39 mm |
| Length | 115.00 mm |
| Width | 39.00 mm |
| Height | 39.00 mm |
| Outer bulb [PICOS] | B40 |

Lifespan

| | |
|----------------------------|---------|
| Number of switching cycles | 100000 |
| Lifespan | 20000 h |

Colors & materials

| | |
|---------------|-------|
| Product color | White |
| Housing color | White |

Temperatures & operating conditions

| | |
|---------------------------|--------------|
| Ambient temperature range | -20...+40 °C |
|---------------------------|--------------|

Additional product data

| | |
|-----------------------------|--|
| Mercury-free | Yes |
| Product remark | All technical parameters apply to the entire lamp / Due to the complex production process for light-emitting diodes, the typical values shown for the technical LED parameters are purely statistical values that do not necessarily match the actual technical parameters of each individual product, which can vary from the typical value |
| Base (standard designation) | E14 |

Capabilities

| | |
|----------|-------------------|
| Dimmable | Yes ¹⁾ |
|----------|-------------------|

| | |
|----------------------------------|---------------------------------|
| Compatible smart home technology | Amazon Alexa / Google Assistant |
|----------------------------------|---------------------------------|

1) Via App

Certificates & Standards

| | |
|-------------------------|----------------|
| Energy efficiency class | F 1) |
| Energy consumption | 5.00 kWh/1000h |
| Standards | CE |
| Type of protection | IP20 |

1) Energy efficiency class (EEC) on a scale of A (highest efficiency) to G (lowest efficiency)

Energy labelling regulation data acc EU 2019/2015

| | |
|--|-----------------|
| Lighting technology used | LED |
| Non-directional or directional | NDLS |
| Mains or non-mains | MLS |
| Light source cap-type (or other electric interface) | E14 |
| Connected light source (CLS) | Yes |
| Color-tuneable light source | No |
| Envelope | No |
| High luminance light source | No |
| Anti-glare shield | No |
| Correlated colour temperature type | RANGE |
| Standby power | ⌚ 0.5 W |
| Networked standby power for CLS | ⌚ 0.5 W |
| Claim of equivalent power | Yes |
| Chromaticity coordinate x | 0.463 |
| Chromaticity coordinate y | 0.42 |
| R9 Colour rendering index | >0 |
| Beam angle correspondence | SPHERE_360 |
| Survival factor | 0,9 |
| LED light source replaces a fluorescent light source | No |
| EPREL ID | 1218019 |
| Model number | AC42231,AC42231 |



EQUIPMENT / ACCESSORIES


– For control via LEDVANCE SMART+ App, a smartphone or tablet is required (with minimum Android 8.0 or iOS 14.0)

Safety advice

- Do not touch the lamp if broken.
- Must not be used if outer bulb is defective.

DOWNLOAD DATA

| Documents and certificates | | Document name |
|--|-----------------------------|---|
|  | Extended installation guide | SH Insert WIFI StartUpG Lamps RGBTW LDV |
|  | Declarations of conformity | SMART WIFI B40 |

| Photometric and lighting design files | | Document name |
|---|-----------------------------|-----------------------------|
|  | Spectral power distribution | Everlight 67-23ST KKE 2700K |

LOGISTICAL DATA

| Product code | Packaging unit (Pieces/Unit) | Dimensions (length x width x height) | Gross weight | Volume |
|---------------|------------------------------|--------------------------------------|--------------|----------------------|
| 4058075778573 | Folding box 1 | 61 mm x 96 mm x 154 mm | 99.00 g | 0.90 dm ³ |
| 4058075778580 | Shipping box 4 | 210 mm x 165 mm x 135 mm | 517.00 g | 4.68 dm ³ |

The mentioned product code describes the smallest quantity unit which can be ordered. One shipping unit can contain one or more single products. When placing an order, for the quantity please enter single or multiples of a shipping unit.

References / Links

- Further information and frequently asked questions (FAQs) at www.ledvance.com/consumer/smart/faq

DISCLAIMER

Subject to change without notice. Errors and omission excepted. Always make sure to use the most recent release.