

# PRODUCT DATASHEET

## SMART+ WiFi Spot 50 45 ° 4.9 W/2700... 6500 K GU10

SMART+ WiFi SPOT GU10 Tunable White | Reflector shape with WiFi technology



### Areas of application

- General illumination
- Residential interiors
- Professional (hotels, bars, boutiques etc.)
- Outdoor use in suitable outdoor luminaires only

### Product benefits

- Wireless control via app
- Easy to install and use
- Contains no mercury

### Product features

- Controllable via LEDVANCE SMART+ App (with minimum Android™ 8.0 or iOS 14.0)
- Controllable via Google Assistant and Amazon Alexa possible
- Network protocol: WiFi
- Adjustable light color via Tunable White: Warm White to Cool White (2,700 K...6,500 K)
- Dimmable
- Lifetime: up to 20,000 h



TECHNICAL DATA

Electrical data

Nominal wattage	4.9 W
Construction wattage	4.90 W
Nominal voltage	230 V
Nominal current	45 mA
Operating frequency	50...60 Hz
Mains frequency	50...60 Hz
Power factor $\lambda$	> 0.5
Claimed equiv. conventional lamp power	50 W
Operating mode	AC Mains

Photometrical data

Light color (designation)	Tunable White
Lumen main.fact.at end of nom.life time	0.70
Standard deviation of color matching	$\leq 6$ sdc <sub>m</sub>
Nominal luminous flux	350 lm
Luminous flux	350 lm
Luminous efficacy	71 lm/W
Luminous intensity	461 cd
Adjustable color temperature	2700...6500 K
Color temperature	2700...6500 K
Color rendering index Ra	80
Flickering metric (Pst LM)	1.0
Stroboscope effect metric (SVM)	0.4



Everlight 67-23ST KKE 2700K

Light technical data

Beam angle	45 °
Starting time	< 0.5 s
Warm-up time (60 %)	< 0.50 s

Dimensions & Weight



Product weight	53.00 g
Diameter	50.00 mm
Maximum diameter	50 mm
Length	52.00 mm
Width	50.00 mm
Height	50.00 mm
Outer bulb [PICOS]	PAR51

Lifespan

Number of switching cycles	100000
Lifespan	20000 h
Lumen maintenance at end of service lifetime	0.70

Colors & materials

Product color	Clear
Housing color	Transparent

Temperatures & operating conditions

Ambient temperature range	-20...+40 °C
---------------------------	--------------

Additional product data

Mercury-free	Yes
--------------	-----

Product remark	All technical parameters apply to the entire lamp / Due to the complex production process for light-emitting diodes, the typical values shown for the technical LED parameters are purely statistical values that do not necessarily match the actual technical parameters of each individual product, which can vary from the typical value
Base (standard designation)	GU10

### Capabilities

Dimmable	Yes <sup>1)</sup>
Compatible smart home technology	Google Assistant / Amazon Alexa

<sup>1)</sup> Via App

### Certificates & Standards

Energy efficiency class	G <sup>1)</sup>
Energy consumption	5.00 kWh/1000h
Standards	CE
Type of protection	IP20

<sup>1)</sup> Energy efficiency class (EEC) on a scale of A (highest efficiency) to G (lowest efficiency)

### Energy labelling regulation data acc EU 2019/2015

Lighting technology used	LED
Non-directional or directional	DLS
Mains or non-mains	MLS
Light source cap-type (or other electric interface)	GU10
Connected light source (CLS)	Yes
Color-tuneable light source	Yes
Envelope	No
High luminance light source	No
Anti-glare shield	No
Correlated colour temperature type	RANGE
Standby power	0.50
Networked standby power for CLS	0.50
Claim of equivalent power	Yes
Chromaticity coordinate x	0.457
Chromaticity coordinate y	0.412
R9 Colour rendering index	0.00
Beam angle correspondence	NARROW_CONE_90

Survival factor	0,90
Displacement factor	0.50
LED light source replaces a fluorescent light source	No
EPREL ID	1403143,528213
Model number	AC33926,AC27520,AC33926




## EQUIPMENT / ACCESSORIES

- For control via LEDVANCE SMART+ App, a smartphone or tablet is required (with minimum Android 8.0 or iOS 14.0)

## Safety advice

- Do not touch the lamp if broken.
- Must not be used if outer bulb is defective.

## DOWNLOAD DATA

Documents and certificates		Document name
	Extended installation guide	SH Insert WIFI StartUpG Lamps RGBTW LDV
	Declarations of conformity	EC Declaration of Conformity SMART+ WIFI PAR16 R50 R63 HS
Photometric and lighting design files		Document name
	Spectral power distribution	Everlight 67-23ST KKE 2700K

## LOGISTICAL DATA

Product code	Packaging unit (Pieces/Unit)	Dimensions (length x width x height)	Gross weight	Volume
4058075485679	Folding box 1	61 mm x 78 mm x 96 mm	134.00 g	0.46 dm <sup>3</sup>
4058075485686	Shipping box 4	173 mm x 108 mm x 141 mm	625.00 g	2.63 dm <sup>3</sup>
4058075521469	Shipping box 32	359 mm x 229 mm x 303 mm	3880.00 g	24.91 dm <sup>3</sup>

The mentioned product code describes the smallest quantity unit which can be ordered. One shipping unit can contain one or more single products. When placing an order, for the quantity please enter single or multiples of a shipping unit.

## References / Links

- Further information and frequently asked questions (FAQs) at [www.ledvance.com/consumer/smart/faq](http://www.ledvance.com/consumer/smart/faq)

---

## DISCLAIMER

Subject to change without notice. Errors and omission excepted. Always make sure to use the most recent release.