

PRODUCT DATASHEET

LED Superstar Plus Classic A 60 Filament Active/Relax 7W 827/840 E27

LED RELAX and ACTIVE CLASSIC A | LED lamps, classic bulb shape



Areas of application

- Supports the biorhythm when used in bed and children's room
- Outdoor use in suitable outdoor luminaires only

Product benefits

- Creates individual atmospheres: Warm White to relax, Cool White for activity
- Easy change of color temperature with double click of wall switch
- Always fitting light due to two light colors in one lamp: Warm White and Cool White
- Supports the biorhythm through activating and relaxing light color
- Long lifetime of up to 15,000 h
- Lower energy consumption than incandescent or halogen lamps
- Easy relamping thanks to compact design
- Makes rooms multi-purpose with adjustable light atmosphere
- Turns kitchens, living rooms or home offices into either a work place or relax area

Product features

- Provides color temperatures of 2700 K and 4000 K in the same lamp
- Controllable via standard wall switch



- Good quality of light; color rendering index CRI \geq 80

TECHNICAL DATA**Electrical data**

Nominal wattage	7 W
Construction wattage	7.00 W
Nominal voltage	220...240 V
Operating mode	AC Mains
Claimed equiv. conventional lamp power	60 W
Nominal current	45 mA
Type of current	AC
Inrush current	0,5 A
Operating frequency	50/60 Hz
Mains frequency	50/60 Hz
Max. lamp number on MCB B10 A	177
Max. lamp number on MCB B16 A	284
Total harmonic distortion	110 %
Power factor λ	≥ 0.50

Photometrical data

Luminous flux	806 lm
Luminous efficacy	115 lm/W
Lumen main.fact.at end of nom.life time	0.93
Light color (designation)	Warm White / Cool White
Color temperature	2700 K / 4000 K
Color rendering index Ra	80
Light color	827/840
Standard deviation of color matching	≤ 6 sdc _m
Rated LLMF at 6,000 h	0.80
Flickering metric (Pst LM)	≤ 1.0
Stroboscope effect metric (SVM)	≤ 0.4



EPREL data spectral diagram PROF
LEDr 2700K

Light technical data

Beam angle	320 °
Warm-up time (60 %)	< 0.50 s
Starting time	< 0.5 s

Dimensions & Weight



Overall length	105.00 mm
Diameter	60.00 mm
Maximum diameter	60 mm
Product weight	32.00 g

Temperatures & operating conditions

Ambient temperature range	-20...+40 °C
Maximum temperature at tc test point	55 °C

Lifespan

Lifespan L70/B50 at 25 °C	15000 h
Number of switching cycles	100000
Lumen maintenance at end of service lifetime	0.93
Rated lamp survival factor at 6,000 h	≥ 0.90

Additional product data

Base (standard designation)	E27
-----------------------------	-----

Mercury content	0.0 mg
Mercury-free	Yes
Design / version	Clear
Product remark	All technical parameters apply to the entire lamp / Due to the complex production process for light-emitting diodes, the typical values shown for the technical LED parameters are purely statistical values that do not necessarily match the actual technical parameters of each individual product, which can vary from the typical value
Added function	Relax & active

Capabilities

Dimmable	No
----------	----

Certificates & Standards

Energy efficiency class	E 1)
Energy consumption	7.00 kWh/1000h
Type of protection	IP20
Standards	CE / UKCA
Photobiological safety group acc. to EN62778	RG1

1) Energy efficiency class (EEC) on a scale of A (highest efficiency) to G (lowest efficiency)

Country-specific categorizations

Order reference	LEDSCLA60 ACT/R
-----------------	-----------------

LOGISTICAL DATA

Temperature range at storage	-20...+80 °C
------------------------------	--------------

Energy labelling regulation data acc EU 2019/2015





Lighting technology used	LED
Non-directional or directional	NDLS
Mains or non-mains	MLS
Light source cap-type (or other electric interface)	E27
Connected light source (CLS)	No
Color-tuneable light source	No
Envelope	No
High luminance light source	No
Anti-glare shield	No
Correlated colour temperature type	STEPS

Claim of equivalent power	Yes
Length	105.00 mm
Height	60.00 mm
Width	60.00 mm
Chromaticity coordinate x	0.463&0.380
Chromaticity coordinate y	0.420&0.380
R9 Colour rendering index	>0
Beam angle correspondence	SPHERE_360
Survival factor	0.90
Displacement factor	≥0.5
LED light source replaces a fluorescent light source	No
EPREL ID	1403343,523139,1358096

Safety advice

- Do not touch the lamp if broken.
- Must not be used if outer bulb is defective.

DOWNLOAD DATA

Documents and certificates		Document name
	Declarations of conformity	LED CLA CLB CLP T26 CL GLOBE125
	Declarations of conformity	LED CLASSIC MAGNETIC
	Declarations of conformity	EC Declaration of Conformity CLAS A,B,P Lamp
Photometric and lighting design files		Document name
	Spectral power distribution	EPREL data spectral diagram PROF LEDr 2700K

LOGISTICAL DATA

Product code	Packaging unit (Pieces/Unit)	Dimensions (length x width x height)	Gross weight	Volume
4058075434820	Folding box 1	60 mm x 60 mm x 145 mm	47.00 g	0.52 dm ³
4058075114180	Blister 1	61 mm x 140 mm x 120 mm	55.00 g	1.02 dm ³

Product code	Packaging unit (Pieces/Unit)	Dimensions (length x width x height)	Gross weight	Volume
4058075434837	Shipping box 4	139 mm x 134 mm x 120 mm	260.00 g	2.24 dm ³
4058075114197	Shipping box 6	381 mm x 153 mm x 136 mm	474.00 g	7.93 dm ³
4058075445352	Shipping box 32	296 mm x 286 mm x 269 mm	2544.00 g	22.77 dm ³

The mentioned product code describes the smallest quantity unit which can be ordered. One shipping unit can contain one or more single products. When placing an order, for the quantity please enter single or multiples of a shipping unit.

DISCLAIMER

Subject to change without notice. Errors and omission excepted. Always make sure to use the most recent release.