


# PRODUCT DATASHEET

## PANEL 1200x300 RECESSED MOUNT FRAME

RECESSED MOUNT FRAME | Recessed mount frames for panel luminaires



---

### Product benefits

- Seamless installation into plasterboard, wood and metal ceilings from 8 to 30 mm thickness

---

### Product features

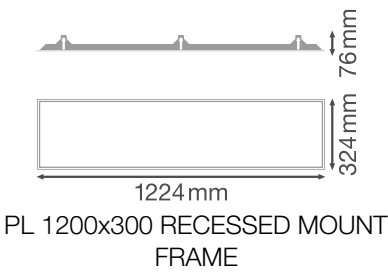
- Extruded aluminum frame



TECHNICAL DATA

Dimensions & Weight

Length	1231 mm
Width	331 mm
Height	76 mm
Product weight	1610.00 g




Materials & Colors

Product color	White
---------------	-------

Application & Mounting

Mounting type	Recessed
Mounting location	Ceiling

DOWNLOAD DATA

Documents and certificates		Document name
	User instruction / safety instructions	PANEL RECESSED MOUNT FRAME

LOGISTICAL DATA

Product code	Packaging unit (Pieces/Unit)	Dimensions (length x width x height)	Gross weight	Volume
4058075472976	Folding box 1	1,238 mm x 102 mm x 357 mm	3762.00 g	45.08 dm³
4058075472983	Shipping box 4	1,257 mm x 422 mm x 380 mm	16493.00 g	201.57 dm³

The mentioned product code describes the smallest quantity unit which can be ordered. One shipping unit can contain one or more single products. When placing an order, for the quantity please enter single or multiples of a shipping unit.

---

## DISCLAIMER

Subject to change without notice. Errors and omission excepted. Always make sure to use the most recent release.