


# PRODUCT DATASHEET

## PANEL 625 RECESSED MOUNT FRAME

RECESSED MOUNT FRAME | Recessed mount frames for panel luminaires



---

### Product benefits

- Seamless installation into plasterboard, wood and metal ceilings from 8 to 30 mm thickness

---

### Product features

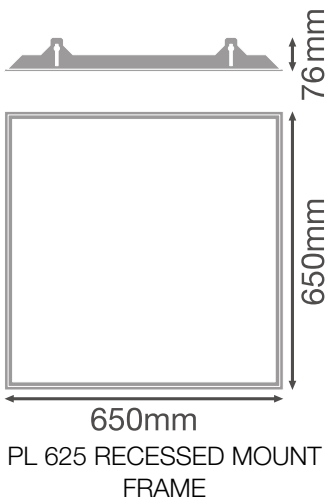
- Extruded aluminum frame



TECHNICAL DATA

Dimensions & Weight

Length	650 mm
Width	650 mm
Height	76 mm
Product weight	1500.00 g




Materials & Colors

Product color	White
---------------	-------

Application & Mounting

Mounting type	Recessed
Mounting location	Ceiling

DOWNLOAD DATA

Documents and certificates		Document name
	User instruction / safety instructions	PANEL RECESSED MOUNT FRAME

LOGISTICAL DATA

Product code	Packaging unit (Pieces/Unit)	Dimensions (length x width x height)	Gross weight	Volume
4058075402904	Folding box 1	672 mm x 102 mm x 670 mm	1592.00 g	45.92 dm <sup>3</sup>
4058075402911	Shipping box 2	692 mm x 222 mm x 690 mm	4309.00 g	106.00 dm <sup>3</sup>

The mentioned product code describes the smallest quantity unit which can be ordered. One shipping unit can contain one or more single products. When placing an order, for the quantity please enter single or multiples of a shipping unit.

DISCLAIMER

Subject to change without notice. Errors and omission excepted. Always make sure to use the most recent release.